



FUJI OMAN

WWW.FUJIOMAN.COM

FUJI  OM

ADDRESS;
CHINA-SUZHOU +8613013772589
FOR MIDDLE ESST AND OMAN
+96897007517-22464340

自动扶梯


Escalator

先进技术，铸就卓越精品

Advanced scientific research technology
founds the excellent quality

本公司自动扶梯采用国际先进技术和先进的设计理念生产制造，具有运行平稳、噪音低、经久耐用、维修方便等特点，其精巧的结构、精良的梯路、精致的带路、外形豪华美观，提供给乘客亮丽、舒适的全新感觉，让您领略现代建筑的超凡魅力和豪华气派。

The company escalator applies the advanced technology, design concept for manufacture in the world. It features as smooth running, low noise, durable, convenient repair etc. It grants you to appreciate the outstanding charm and deluxe manner of modern buildings by fine and exquisite structure, consummate elevator path, delicate belt, deluxe and attractive outline. It provides the passengers with a bright, comfortable, brand-new feeling.



优质钢结构

Superior steel structure

- 桁架采用优质矩形钢，独特的结构，强度高，防腐处理彻底，效果好，寿命长。


Its truss applies the superior rectangular steel with unique structure, high intensity, thorough anti-rusting, good effect, long life.

- 先进的国际制造工艺及总装工装，保证了梯路的精准。

The advanced international manufacture craft, technology, general assembly, tooling guarantee the precise elevator path.

- 超强的CPU主板电脑控制，实时监控运行状况，发现异常及时自动停止，及时自动记录并显示故障代码。

Super-strong CPU master-board computer control executes real-time monitor to the running conditions. It automatically stops at any abnormal conditions. It also promptly and automatically makes records, displays the trouble code.



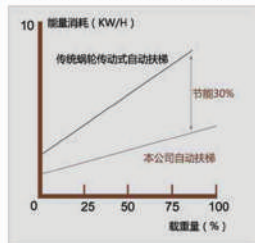
高效传动，变频节能

Efficient transmission, Variable frequency energy saving

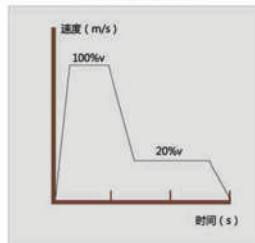
高精度，高效率的斜齿轮减速器，比传统的蜗轮蜗杆减速器效率更高，充分保证能源的高效利用。
变频规格运行时，多种检测客流方式，无人时自动停歇，避免无效运行，节省电力。

Compared with the traditional worm gear decelerator, the highly accurate and effective helical gear decelerator brings about the higher efficiency. It fully ensures the effective use of energy.
It has variable frequency specifications, multiple modes to test the passenger flow. It automatically stops when nobody is in the elevator. It thus avoids invalid operation and saves the electric power.

斜齿轮减速器较蜗轮蜗杆减速器效率示意图



变频规格运行示意图



4大优势，尽显流动美学

Four Advantages, brings about better travel experience

精密结构之美

Attraction of precision structure

高强度金属结构，构建精密尺寸；超意识美学设计，与建筑物完美相融。

High strength metal structure constructs precision sizes. Super consciousness aesthetics design perfectly combines with the building.




豪华气质之美

Attraction of deluxe charm

强化玻璃护壁板，豪华装饰胜人一筹。

Toughened glass wainscot, more superior deluxe decoration



高效安全之美

Attraction of effective safety

装有故障显示器，能够准确分析运行状态并显示在屏幕上，确保及时有效地维护。

It installs trouble display. It can accurately analyze the running condition and displays it in the screen. It thus ensures the prompt and effective maintenance.




科技感应之美

Attraction of high-tech induction

自动启用/停止运行装置，位于楼层板附近装有自动感应传感器，乘客接近时能自动感应检测并运行，当乘客离开时会自动停止。

Automatic start / stop device is near floor plate. It installs automatic induction sensor. When the passenger gets close to it, it automatically induces, tests and operates. It automatically stops when the passenger leaves.



自动人行道


Moving walk

如履平地, 运行自如

Running as easily as walking on firm earth

本公司自动人行道在缤纷的现代都市里, 大型超市、公共建筑物里、机场、展览中心及运输转换站等公共交通运输场合, 自动人行道因其产品自身的特点, 不仅能满足人流量大的运输问题, 又能满足长距离步行和运送行李车、婴儿车、购物车、残疾车等使人们在乘坐的时候特别是在购物之际上楼下楼有如履平地的感觉, 极大地方便了人们的出行和购物。其方便、快捷、愉悦的乘坐体验使之成为了各大型超市、机场、展览中心及运输转换站的首选解决方案。

The company satisfies the transport requirement of large passenger flow in public traffic and transport areas such as the colorful modern city, large-size supermarket, public building, airport, exhibition center, transport hub etc. because of its own characteristics. It meets long-distance walk. People feel as easily as walking on firm earth while carrying luggage cart, baby's cart, the vehicle for the disabled in moving walk. It is greatly convenient for the people's outing and shopping. It becomes first-choice solution plan in large-size supermarket, airport, exhibition center, transport change-over station and so on.



绿色通道，脚步更放心

Green passageway
More trustworthy footsteps

结构紧凑，应变自如

Compact and flexible structure

本公司自动人行道的导轨预装技术和机械系统、扶手驱动系统的紧凑设计使人行道的尺寸缩小，让建筑大楼的空间得到有效利用。


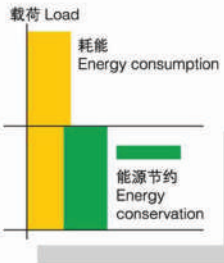
The moving walk size has been reduced due to the compact design of guiderail pre-mounting technology, mechanical system and handrail drive system of The company moving walk, it thus effectively utilizes the building space.

节能运行模式

Energy saving operation mode

可采用变频控制或自启动方式实现节能。

It can adopt variable frequency control or the automatic starting mode to fulfill the energy-saving.



输送能力极强

Extremely strong conveying capacities

- 自动人行道具有极强的输送能力，能在不同方面满足现代人交通的需求，适用于机场、购物中心、宾馆、游乐中心等场所。


Moving walk has extremely strong conveying capacity. It can satisfy the traffic requirements of modern people in various aspects. It is applicable for the airport, shopping center, hotel, recreation center etc.

- 特有的开创性设计，对空间的要求降到最低。坚固的结构，确保足够的载重量。在输送大型商城与机场车站繁忙人流的同时，节省每一寸宝贵的空间，充分考虑现代城市交通的需求。

Its unique and innovative design has minimum requirements to the space. Its firm structure is strong enough for any kind of load. At the same time of conveying large-size shopping plaza and busy airport; bus station, it saves every piece of precious space. It fully considers the requirements of modern city traffic.

- 0~12度的倾斜角，可根据建筑物的不同用途及环境，自由选择。

0~12° angle of inclination can be freely chosen according to different use and environment in the building.



创新技术

Innovative technology


只有慎思笃行，才能生产出平安产品，在涉及安全的世界里，本公司始终遵循融标准化和严格性为一体的原则，满怀匠心设计研发出简约雅致的安全之作。

Only through careful thinking and stable operation, can we then produce the peaceful products. In the world that cares for safety, the company always abides by the strict and standard principle. It originally designs, researches into, develops the safe, concise, graceful elevators.

登梯照明 Demarcation lamp

绿色荧光柔和地从上/下端部相邻两节梯级（踏板）的啮合齿口中照射出，以提醒乘客注意梯级进出水平段，提高乘梯安全。


Soft and green fluorescent light sends out from the engaging teeth in-between two adjacent steps (treads) in up / down end. It reminds the passengers to pay attention to the step entry / exit horizontal section. It thus enhances the travel safely.



梯级缺失保护装置 Step Loss Protection Device

该监测装置应在驱动站和转向站各设置一个，以确保无论设备上还是下行，因梯级（踏板）缺失而导致的缺口都不会出现在入口处。驱动站和转向站所设置监测装置的保护功能应在正常运行状态下，分别进行验证。该装置动作后，只有手动复位。

The detector is in driving station and steering station respectively. It ensures that the gap out of step (tread) loss does not appear in the entry in up / down motion. Driving station and steering station sets protective detection functions. They shall be verified respectively under normal operation conditions. After the device acts, it can only be reset manually.



扶手入口安全保护 Handrail entry safety protection

当扶手入口有异物夹住时起保护。
Protection against risk of foreign matters being jammed into handrail entry.



围裙板刷 Skirt panel brush

在围裙板和梯级之间装有刷子使乘客的鞋子不会碰到围裙板。

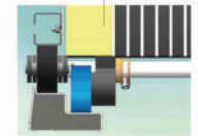
Brush is installed between step and skirting so that the passengers' shoes do not touch the skirt panel.



高精度梯路侧向导轨系统 Side guide high accuracy step guide rail system

导轨系统采用大截面带肩导轨，实现梯级的高精度横向定位，可以有效地保证梯级与裙板间保持最小的间隙，降低了裙板与梯级间隙异物夹入的危险。

High rigidity big profile guide rail with nose used as transverse step positioning, guarantee the minimum gap between the skirt and step, decrease the possibility of objects clamp in between.



自动润滑系统 Automatic Lubricator

由微机控制，在设定的时间里发出加油信号，自动接通液压泵，进行加油润滑。


It is controlled by micro-computer. It gives lubricating signal within the set period. It automatically connects with hydraulic pump for oiling and lubrication.



梳齿安全装置 Comb Teeth Safety Devices

梳齿板前端安装在弹簧上。如果有异物夹在运动的梯级和静止的梳齿板之间，梳齿板会向垂直或后退方向动作，触发监控梳齿板两侧的安全开关，自动扶梯就会自动停止。

Front ends of comb teeth plates are installed on springs. If any foreign substance is nipped between moving escalator steps and static comb teeth plates; such plates will move in vertical or backward directions, and trigger the safety switches monitoring at both sides of the plates, and the escalators will be automatically stopped.



标准功能

Standard function

功能名称 Func.name	功能描述 Func.description
静电保护 Static electricity protection	•消除梯级（踏板）在运行产生的静电 •Eliminate static electricity raised from running of steps.
急停保护 Emergency stop button	•当需要紧急停车时，按下急停开关起保护 •Push the emergency stop button to stop the escalator/moving walk against emergency raise.
围裙保护 Skirting protection	•当异物夹入梯级（踏板）与围裙之间起保护 •Protection against risk of foreign bodies being jammed into clearance between steps and skirting.
扶手入口安全保护 Handrail entry safety protection	•当扶手入口有异物夹住时起保护 •Protection against risk of foreign bodies being jammed into handrail entry.
驱动连接保护 Main drive chains safety protection	•当驱动链断裂或过长时起保护 •Protection against risk of drive chains being breakage or undue elongation.
超速保护 Over-speed protection	•当速度高于额定速度的20%时起作用 •Protection against risk of speed being over 20% of rated speed.
欠速保护 Under-speed protection	•当速度低于额定速度的80%时起作用 •Protection against risk of speed less than 80% of rated speed.
非操作逆转保护 Un-intentional reversal protection	•当梯级和扶手的运行方向和指定方向相反时起保护 •Protection against risk of unintentional reversal protection.
缺、错相保护 Lack of phase, error phase protection	•当动力电源缺相或错相时起保护 •Protection against risk of phase failure.
短路保护 Short circuit protection	•当动力回路短路时起保护 •Protection against risk of short circuit.
过载保护 Over-load protection	•当电机持续过载时起保护 •Protection against risk of motor continually over-load.
梯级（踏板）下陷保护 Step sagging protection	•当梯级（踏板）损坏而下陷时起保护 •Protection against risk of steps being breakage and sagging.
梯级（踏板）链断裂保护 Broken step chain protection	•当梯级（踏板）链断裂或过长时起保护 •Protection against risk of step chains being breakage or under elongation.
梳齿安全保护 Comb teeth safety protection	•当异物夹入梳齿时起保护 •Protection against risk of foreign bodies being trapped at th point where the step enter the comb.
扶手带速度及断带监控 Handrail speed and broken handrail monitor	•检测扶手带速度及断带监控 •It detects the handrail speed and monitors the broken handrail.
围裙板防夹装置 Skirting anti-clamp device	•在梯级两边的裙板上设置保护刷 •It sets protection brush in the skirting on both sides of the step.
梯级丢失检测 Step missing detection	•用于探测梯路中梯级的丢失 •It detects the step missing in the stairway.
制动器打开监测开关 The brake opens the monitor switch	•监测自动扶梯运行时制动器是否打开 •It monitors whether the brake opens or not in during the escalator running.
盘车轮及盘车轮防护罩打开安全开关 Handwheel and handwheel protection cover open safety	•当需要手动盘车，打开主机上的盘车轮及盘车防护罩时，安全开关将切断安全电路，防止电梯打开 •During the use of handwheel, when open the handwheel and the handwheel protection cover, the safety switch will cut the safety circuit against escalator running.
楼层板监测开关 Floor-plate monitor switch	•当底坑盖板打开时断开安全电路和停止自动扶梯的安全开关 •When the pit cover plate opens, it cuts off safety circuit and stops the escalator safety switch.
制动距离的监测 Monitor of brake distance	•监测自动扶梯及自动人行道制停时的距离 •It monitors brake distance of the escalator and auto-walk.

选配功能


Optional function

变频控制技术

Frequency converter

选用频率变换器，能有效地降低能源消耗，在人流稀少的场合通常节能60%，并能有效减少峰值电流80%。在空载情况下，自动扶梯以低速运行，当检测到乘客接近时即恢复正常运行速度。

When chooses the frequency converter, it can effectively reduce the energy consumption, usually save 60% of the energy in the little passenger flow and efficiently cut down 80% of the peak-value current. The escalator operates at low speed under no-load conditions, while detects the accessing passenger, it will return to normal speed for the operation.



油水分离器（适用于室外型）

Oil / water separator (Apply to outdoor type)

将扶梯的油水进行分离，雨水通过油水分离器排出，油污进行定期清洗，主要起到环保作用。

It separates the escalator oil and water. Rain exhausts through oil / water separator. We regularly clean oil mainly for the environmental protection purpose.



梳齿照明

Comb illumination

照明被安装在靠近梳齿板旁的围裙板上，为梯级和梳齿板提供照明以便乘客安全的乘坐。

The illumination has been installed in the skirt panel near the comb plate. It offers the lighting for the step and the comb plate. It is more convenient for the passengers to up and down.



间歇运行（自动启动/停止）

Intermittent operation (automatic start / stop)

隐藏在新型入口内部的传感器可以检测到进入楼层板的乘客，并自动开始运行，当所有乘客离开后会自动停止，以节约能耗。

The sensor inside the handrail which is near the floor plate can detect the passenger that enters into the escalator, and then it will automatically start into the operation. After all the passengers leave, it will automatically stop the operation again in order to save the energy.



运行方向指示

Running direction indicator

运行方向和禁止显示标识置于扶手带入口处，以显而易见的运行或禁止指示，确保乘客安全自如地乘坐。

The running direction and forbiddevn display mark have been placed in the inlet and outlet of the handrail. The obvious running or forbidden instruction ensures the safe riding of the passengers with great ease.



加温装置

Heating device

上部安装在上机房主机边，主要对上部机房进行加热，中部安装在扶梯中部，下部安装在下机房，主要对整个梯路进行加热。

Each escalator usually installs three heating devices. One is beside the host in the upper machine room. It mainly heats the host. The second is installed in the mid escalator. And the third is in the lower part. It mainly heats the whole escalator.



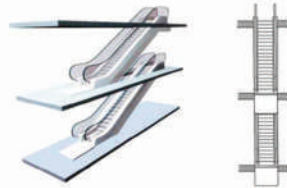
完美布局

Perfect layout

断续布置式 (单向交通)

Intermittent layout style (one-way traffic)

适用于较小型商场中三个楼层之间的运行。
Suitable for small-sized shopping malls with three floors.

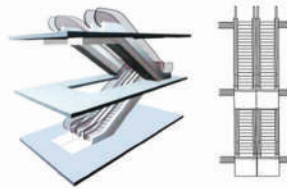


平行连续布置式 (双向交通)

Parallel and continuous layout style (two-way traffic)

这种分置对顾客来说,有些不大方便,但对商场主来说却很有优越性,因为您可以在顾客换乘扶梯的路上向他们提供一些特殊的服务。

The layout of this type may cause slight inconvenience to shoppers, but advantageous for shopping mall owners since they can market certain products and services to shoppers on their way to change escalators.

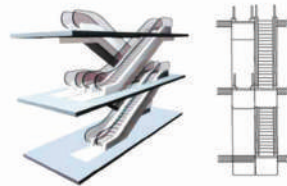


交叉连续布置式 (双向交通)

Cross and continuous layout (two-way traffic)

安装在多楼层中的交叉连续布置的扶梯,可以服务于两个运行方向,这种形式多用于商场,现在也越来越多地用在政府机关和公共场所,它可以减少小主楼层之间的运行时间。

Installed in buildings with multiple floors, the crisscross layout can travel in two directions to limit the traveling time between floors. This type is widely used in shopping malls and now being used more and more in government institutes and public places.

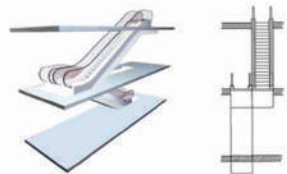


连续布置式 (单向交通)

Continuous layout style (one-way traffic)

连续式配置的自动扶梯或人行道,把若干楼层连接起来。它比断续需要更多的空间。

Continuous layout type escalator and moving walk can connect several floors, but they need more space than the inconsistent layout.




自动扶梯

Escalators



普通扶梯

Ordinary staircase



扶手带颜色


Handrail color

可供选择的色彩各异的扶手颜色。Optional and diversified handrail colors.



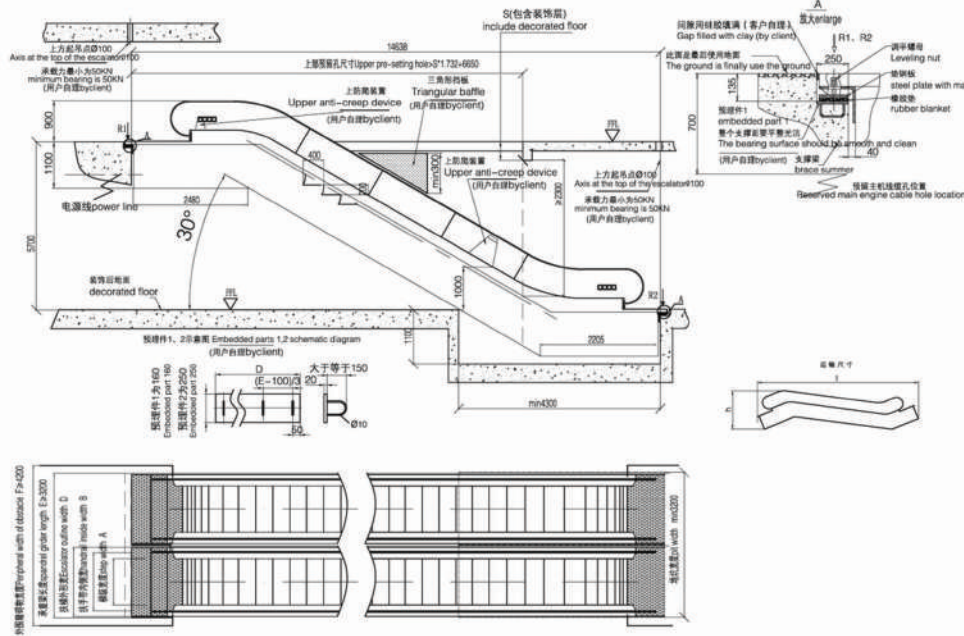
护栏玻璃颜色

Guardrail glass color



30° 自动扶梯土建示意图

30° Escalator Construction parameters



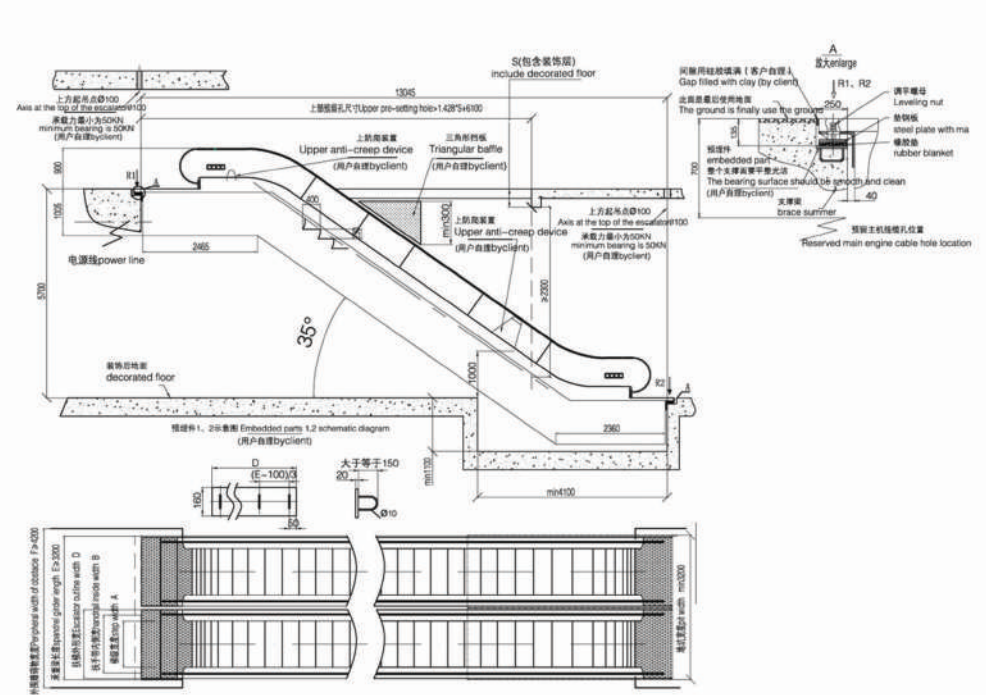
30° 自动扶梯参数表 30° Escalator specifications

型号 Model	提升高度 Travelling height(mm)	额定速度 (m/s) Rated speed	理论输送能力 (per./h) Capacity	倾斜角 (°) Inclination	水平梯级 No. of horizontal steps	驱动主机 功率 (Kw) Motor power	A (mm)	B (mm)	C (mm)	D (mm)
SDE (600/30°)	3000 ≤ H ≤ 6000	0.5	3600	30	2 3	8	600	838	1200	≥1260
	6000 < H ≤ 7200				3	11				
SDE (800/30°)	3000 ≤ H ≤ 4800	0.5	4800	30	2 3	8	800	1038	1400	≥1460
	4800 < H ≤ 6000				2 3	11				
	6000 < H ≤ 6400				3	11				
	6400 < H ≤ 7200				3	15				
SDE (1000/30°)	3000 ≤ H ≤ 4800	0.5	6000	30	2 3	8	1000	1238	1600	≥1660
	4800 < H ≤ 6000				2 3	11				
	6000 < H ≤ 6400				3	11				
	6400 < H ≤ 7200				3	15				
	7200 < H ≤ 8000				3	15				
	8000 < H ≤ 12000				3	2 x 11				

注：上述尺寸供设计参考，具体尺寸以合同签约时提供的土建图为准。(土建图不是1:1)

35° 自动扶梯土建示意图

35° Escalator Construction parameters



35° 自动扶梯参数表 35° Escalator specifications

型号 Model	提升高度 Travelling height(mm)	额定速度 (m/s) Rated speed	理论输送能力 (per./h) Capacity	倾斜角 (°) Inclination	水平梯级 No. of horizontal steps	驱动主机 功率 (Kw) Motor power	A (mm)	B (mm)	C (mm)	D (mm)
SDE (600/35°)	3000 ≤ H ≤ 6000	0.5	3600	35	2	8	600	838	1200	≥1260
SDE (800/35°)	3000 ≤ H ≤ 5200	0.5	4800	35	2	8	800	1038	1400	≥1460
	5200 < H ≤ 6000					11				
SDE (1000/35°)	3000 ≤ H ≤ 5200	0.5	6000	35	2	8	1000	1238	1600	≥1660
	5200 < H ≤ 6000					11				

注：上述尺寸供设计参考，具体尺寸以合同签约时提供的土建图为准。(土建图不是1:1)



FUJIO M

专心

Concentration

以专业的服务态度，始终以客户需求为服务核心。
With professional service attitude, has always been to customer demand for the service core.

贴心

Intimate

24小时在线服务，时刻守候客户的安全。
24 hours online service, always waiting for the safety of the customer.

安心

Peace of mind

定期派遣技术人员对电梯进行检测，为您提供最专业的保养。
Regularly send technicians to test the elevator, to provide you with the most professional maintenance.



365天，关怀从不停歇。
We care you endlessly in 365 days every year!



STAR SERVICE,
FULL WORRY-FREE
星级服务，全程无忧

**1对1全程跟踪服务
您的需要胜于一切**

1 to 1 all-the-way tracking service
You need more than anything else

品质源于专业。本公司一直坚信：好服务加好电梯才是真正的好品质。在不断的完善中，本公司建立了健全的服务体系，将客户的需求作为服务的追求，将客户的满意作为服务的目标，在每一次的服务中，都尽心尽力做到最好，确保第一时间为客户提供最全面，最优质的服务。
请您相信：我们的服务永远在路上，在每一个你们需要的时刻中，永无止境。

Quality comes from specialty. The company has been firmly believe that: good service and good elevator is the real good quality. In continuously improve, the company set up a sound service system, to the pursuit of customer needs as a service, the customer satisfaction as the aim of service and in each service, dedication to do the best, to ensure that the first time to provide customers with the most comprehensive, the best quality service.
Please believe that our service will always on the road, in each and every need our moment, no end.